

Wir hören uns.



**AUDIA**

PRODUCT CATALOGUE

# **EARMOULD COLLECTION.**





## CONTENTS

ORDER SYSTEM: EASYORDER .....	04
MANUFACTURE .....	06
PRODUCT OVERVIEW .....	08
COMFORT EARMOULDS .....	10
RIC EXTERNAL RECEIVER EARMOULDS .....	12
MINI-TUBE EARMOULDS .....	14
BASIC EARMOULDS .....	15
SPECIAL SHAPES .....	15
AUDIA FASHION .....	16
AUDIA JUNIORLINE .....	16
MATERIALS & COLOURS .....	18
ORDER OPTIONS .....	20
ORDERING MATRIX .....	24



# **EARMOULDS, CUSTOM-MADE.**

AUDIA's mission is to produce earmoulds that, thanks to their complex acoustic properties, optimise the sound quality of the hearing system while being barely noticeable when worn in the ear.

The fact that each earmould is unique, requiring handcrafted protection, is what makes our job so special.

## FEATURES

› EASY ACCESS THROUGH YOUR BROWSER

---

› EASY TO USE

---

› PERSONAL SETTINGS

---

› ALL ORDERS IN ONE OVERVIEW

---

› INFO HELP DESK

---

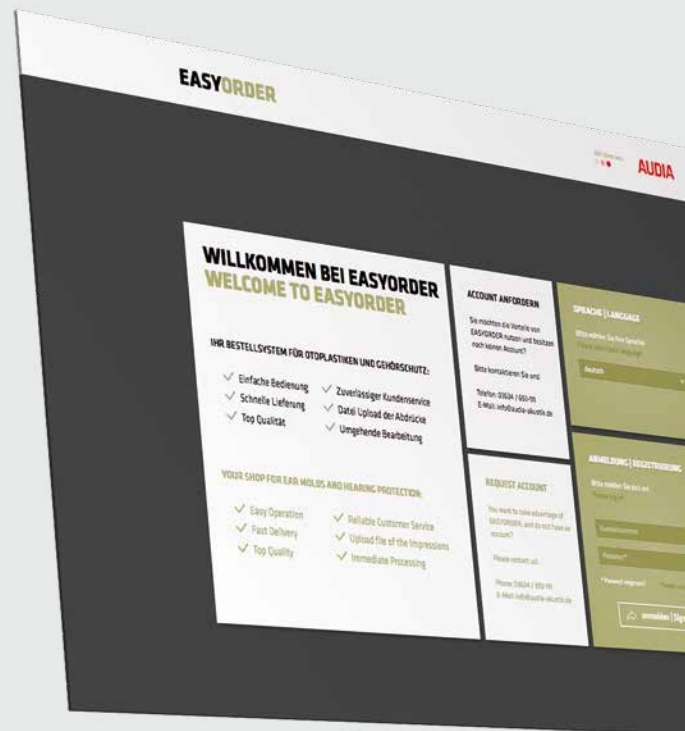
› INTEGRATION INTO YOUR MERCHANDISE MANAGEMENT

---

› UPDATES ENSURE THEY ARE ALWAYS STATE-OF-THE-ART

---

› EAR IMPRESSIONS CAN BE POSTED OR SCANNED



# IT'S SO

# EASY.

**THE EASYORDER USER-FRIENDLY ORDER SYSTEM FOR  
EARMOULDS, HEARING PROTECTION AND HEADPHONES.**



**SIMPLE AND QUICK – NO PREVIOUS KNOWLEDGE REQUIRED.  
YOUR NEXT EARMOULDS ARE JUST A FEW CLICKS AWAY.**

The user-friendly system guides you through your order step by step. In the order overview, you can see all your orders in full view, including status tracking. EASYORDER gets your high-quality earmoulds to you more quickly. You can send your ear impressions electronically or by post. It's also easy for you to incorporate EASYORDER into your merchandise management system, for example AMPAREX or ASEGO.



**EASYORDER introductory video**

Scan the QR code and take a look at the new interface and the dynamic smart order form on our YouTube channel.

The login details for EASYORDER can be obtained from the AUDIA Customer Service Team on +49 (0) 3634 / 693 111. Using these, you can simply sign up at [easyorder.audia-akustik.de](http://easyorder.audia-akustik.de). You can save your default requests in Settings and find out more about the functions of EASYORDER in the Help section.



**[easyorder.audia-akustik.de](http://easyorder.audia-akustik.de)**

Scan the QR code and sign up directly to EASYORDER with your login details.






1  
Send order and ear impressions electronically



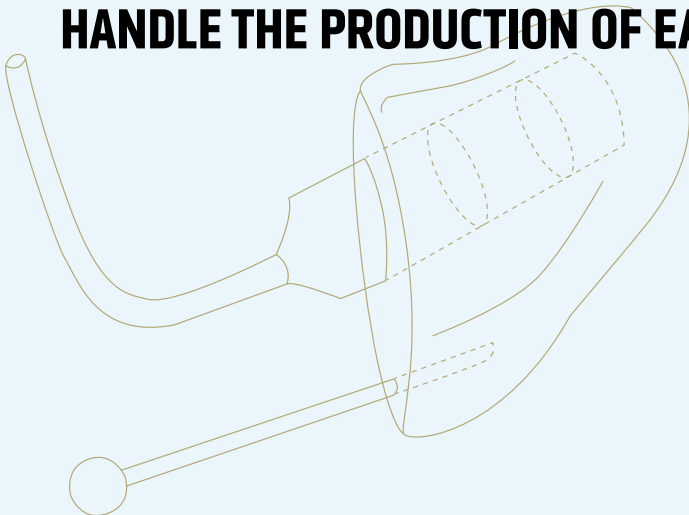
2  
Automatic and secure assignment of your physical impression to the digital order



HOW DOES

# INDUSTRY

HANDLE THE PRODUCTION OF EARMOULDS?



5  
Production using 3D printing



4  
Virtual modelling






6  
Hand crafting, assembly and engraving





3  
3D scan



7  
Shipment

We have very high requirements when it comes to the production of earmoulds, this ensures that they are pleasant to touch and look at. Many years of technical expertise go hand in hand with state-of-the-art technology to produce the ideal result. Our digital production processes, from scan data modelling to extremely precise manufacturing by our qualified personnel using 3D printing and processing, represent our company's capabilities as a qualified manufacturer of earmoulds, hearing protection and headphones. Our training centre provides theoretical and practical content about our ear protection range and the principles of CAD modelling.

An abstract graphic design featuring several overlapping, organic shapes in various shades of orange. Some shapes are filled with fine, parallel white lines, while others are solid. There are also several small, solid orange circles and thin orange lines scattered around the larger shapes. The overall composition is dynamic and layered.

# **VARIETY OF SHAPES AND FUNCTIONS.**

## **EARMOULD DESIGNS.**

AN EXTENSIVE RANGE OF VISUALLY APPEALING SOLUTIONS.



**COMFORT EARMOULDS**

**P. 10**



20 Skeleton



25 Shell



26 Claw



28 Hook



29 Canal style



31 Hollow earmould



31 Hollow earmould lite



39 HOKA®

**RIC EXTERNAL RECEIVER EARMOULDS**

**P. 12**



32 CIC RIC



32 CIC RIC lite



36 ITC RIC



36 ITC RIC lite



68 RIC-IO shell

**MINI-TUBE EARMOULDS**

**P. 14**



32 CIC click tube



32 CIC click tube lite



36 ITC click tube



36 ITC click tube lite



64 CIC fix tube



65 ITC fix tube

**BASIC EARMOULDS AND SPECIAL SHAPES**

**P. 15**



01 Compact shell



02 Compact canal-style



Blank



11 Retaining earmould T-mic



37 Open tube



90 Support earmould

# COMFORT EARMOULDS

## CUSTOMISED FOR A PERFECT FIT.

ELEGANT DESIGNS PAIRED WITH FUNCTIONALITY  
AND HIGH PRACTICAL VALUE.

### 20 SKELETON

The skeleton mould is the most commonly produced earmould shape. It provides good ventilation for the ear and is very comfortable to wear, while at the same time being very visually appealing. The skeleton earmould is suitable for mild to severe hearing loss.

**MATERIAL** FOTOTEC®, ACRYLIC, AUDIASOFT AS 40/70, THERMOTEC®

**COLOURS** WIDE CHOICE OF COLOURS AND DESIGNS

**OPTIONS** SURFACES, VENT, HEARING TUBE, CANAL LENGTH, LASER ENGRAVING ETC.



### 25 SHELL (WITH PERFORATED AND HALF-SHELL OPTIONS)

The shell shape is very well suited for more acute hearing loss; all sealing and support areas are available. The design is very sturdy. Also available in 3x perforated form or as a half shell. The perforated shell cannot be produced in AS 25.

**MATERIAL** FOTOTEC®, ACRYLIC, AUDIASOFT AS 25/40/70, THERMOTEC®

**COLOURS** WIDE CHOICE OF COLOURS AND DESIGNS

**OPTIONS** SURFACES, VENT, HEARING TUBE, CANAL LENGTH, LASER ENGRAVING ETC.



### 26 CLAW

The elegant claw earmould is barely visible, aesthetically appealing and is very comfortable to wear. The support is in the areas of the antitragus and cymba conchae, thus creating little skin contact in the concha. Well suited to concha that flatten out.

**MATERIAL** FOTOTEC®, ACRYLIC, AUDIASOFT AS 70, THERMOTEC®

**COLOURS** WIDE CHOICE OF COLOURS AND DESIGNS

**OPTIONS** SURFACES, VENT, HEARING TUBE, CANAL LENGTH, LASER ENGRAVING ETC.



### 28 HOOK (LONG/SHORT)

The hook earmould is visually attractive due to its elegant design and is barely visible. Depending on the shape of the antitragus, a long or short hook can be chosen.

**MATERIAL** FOTOTEC®, ACRYLIC, AUDIASOFT AS 70, THERMOTEC®

**COLOURS** WIDE CHOICE OF COLOURS AND DESIGNS

**OPTIONS** SURFACES, VENT, HEARING TUBE, CANAL LENGTH, LASER ENGRAVING ETC.



**Note:** If for anatomical reasons the required hearing tube cannot be fitted, the earmould will be prepared for an appropriate angle fitting as standard. Hearing tube and angle are enclosed separately.

## 29 CANAL STYLE

The canal-style earmould fits inconspicuously in the ear canal, so meets the highest cosmetic standards. An anatomically pronounced ear canal (1st + 2nd bend) is required for it to be fixed in place.

**MATERIAL** FOTOTEC®, ACRYLIC, AUDIASOFT AS 25/40/70, THERMOTEC®

**COLOURS** WIDE CHOICE OF COLOURS AND DESIGNS

**OPTIONS** SURFACES, VENT, HEARING TUBE, CANAL LENGTH, LASER ENGRAVING ETC.



## 31 HOLLOW EARMOULD (WITH SUPPORT AS AN OPTION)

Manufactured as a thin-walled plastic film, this earmould is visually discreet with improved thermal conductivity. The optional supports are available in a range of different forms.

**MATERIAL** FOTOTEC®, Audiasoft AS 70, THERMOTEC®

**COLOURS** WIDE CHOICE OF COLOURS AND DESIGNS

**OPTIONS** SUPPORT, SURFACES, VENT, HEARING TUBE, CANAL LENGTH, LASER ENGRAVING ETC.



## 31 HOLLOW EARMOULD LITE (WITH SUPPORT AS AN OPTION)

Corresponds to 31 hollow earmould with gradual reduction of contact surfaces through large lateral openings in the canal. This minimises the sensation of a foreign body being present, and supports a natural climate in the ear canal.

**MATERIAL** FOTOTEC®, AUDIASOFT AS 70, THERMOTEC®

**COLOURS** WIDE CHOICE OF COLOURS AND DESIGNS

**OPTIONS** SUPPORT, SURFACES, VENT, HEARING TUBE, CANAL LENGTH, LASER ENGRAVING ETC.



## 39 HOKA® (WITH SUPPORT AS AN OPTION)

In the hollow duct earmoulds, depending on the shape, the residual volume is expanded through the use of film on the canal side, improving the high tone transmission characteristics of the hearing system. The optional supports are available in a range of different forms.

**MATERIAL** FOTOTEC®, THERMOTEC®, AUDIASOFT AS 70

**COLOURS** WIDE CHOICE OF COLOURS AND DESIGNS

**OPTIONS** SUPPORT, SURFACES, VENT, HEARING TUBE, CANAL LENGTH, LASER ENGRAVING ETC.

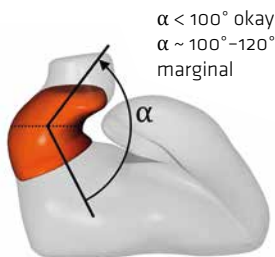


**Note:** If for anatomical reasons the required hearing tube cannot be fitted, the earmould will be prepared for an appropriate angle fitting as standard. Hearing tube and angle are enclosed separately.

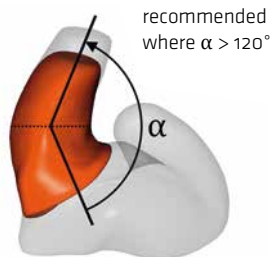
# RIC EXTERNAL RECEIVER EARMOULDS

## LIGHTWEIGHT AND NATURAL.

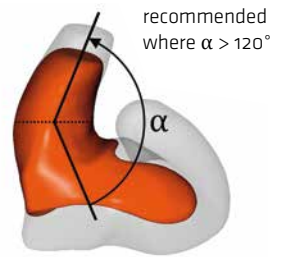
HIGH-QUALITY EARMOULDS AND CLICK-ON EARMOULDS  
FOR ALL EXTERNAL RECEIVER SYSTEMS.



32 CIC RIC



36 ITC RIC



36 ITC RIC with support

When selecting a suitable design, certain requirements concerning the ear impression or canal shape must be taken into consideration. If the internal angle at the first bend is less than  $100^\circ$ , it offers good support for a 32 CIC RIC. At  $100^\circ - 120^\circ$ , the support is marginal. If the angle is above  $120^\circ$ , we recommend a 36 ITC RIC, potentially with an additional support. This principle also applies to mini-tube earmoulds. When ordering, please always state the manufacturer and

the official name and size (S/M/L) of the required external receiver system. The earmoulds are made as foil earmoulds as standard, but on request they can also be produced as complete versions (although by way of exception, 32 CIC RIC in silicone is always produced as a complete version). You can find an up-to-date overview of the available external receiver systems with the corresponding options in our EASYORDER online order system.

### 32 CIC RIC

The external receiver earmould 32 CIC RIC is very small and discreet as it sits deep in the ear canal. The manufacturer-specific click jacks are fitted (Fototec® only – press fit with THERMOTec® and Audiasoft), so the receiver is easy to install. The earmould is supplied with Removal line as standard.

**MATERIAL** FOTOTEC®, AUDIASOFT AS 70,  
THERMOTEC®

**COLOURS** WIDE CHOICE OF COLOURS

**OPTIONS** SURFACES, LASER ENGRAVING,  
VENT, SOLID MATERIAL ETC.



### 32 CIC RIC LITE

As 32 CIC RIC with gradual reduction of contact surfaces through large lateral openings in the canal. This minimises the sensation of a foreign body being present, and supports a natural climate in the ear canal.

**MATERIAL** FOTOTEC®, THERMOTEC®

**COLOURS** WIDE CHOICE OF COLOURS

**OPTIONS** SURFACES, LASER ENGRAVING,  
VENT ETC.





### 36 ITC RIC (WITH SUPPORT AS AN OPTION)

The external receiver earmould 36 ITC RIC provides greater grip in the ear canal and can be extended with a support in the concha area as an option. The manufacturer-specific click jacks are fitted (Fototec® only – press fit with THERMOTec® and Audiasoft), so the receiver is easy to install.

**MATERIAL** FOTOTEC®, AUDIASOFT AS 70, THERMOTEC®

**COLOURS** WIDE CHOICE OF COLOURS

**OPTIONS** SUPPORT, REMOVAL LINE, SURFACES, VENT, LASER ENGRAVING, SOLID MATERIAL ETC.



### 36 ITC RIC LITE (WITH SUPPORT AS AN OPTION)

As 36 ITC RIC with gradual reduction of contact surfaces through large lateral openings in the canal. This minimises the sensation of a foreign body being present, and supports a natural climate in the ear canal.

**MATERIAL** FOTOTEC®, Audiasoft AS 70, THERMOTEC®

**COLOURS** WIDE CHOICE OF COLOURS

**OPTIONS** SUPPORT, REMOVAL LINE, SURFACES, VENT, LASER ENGRAVING ETC.



### 68 RIC-IO SCHALE (WITH SUPPORT AS AN OPTION)

The 68 RIC-IO shell with receiver is a special shell in a compact design for powered external receivers. The earpiece is securely fitted in the shell and cannot be changed. This design is especially suited to powered external receivers that can be permanently fixed in place. The receiver is provided by AUDIA at additional cost and securely fitted in the earmould.

**MATERIAL** FOTOTEC®

**COLOURS** WIDE CHOICE OF COLOURS

**OPTIONS** SUPPORT, SURFACES, VENT, LASER ENGRAVING ETC.



## SOLUTIONS FOR FLEXIBLE RECEIVER ADJUSTMENT

AUDIA offers various flexible solutions for adding in a receiver for comparative adjustment to the 32 CIC RIC and 36 ITC RIC shapes.

### MULTIFIX

In the Multifix system, instead of a specific earpiece jack, a flexible sleeve is built into the earmould. This sleeve can store various external receivers (around 80% of all types on the market), allowing comparative adjustment. To order, simply specify Multifix as the earpiece type. The Multifix sleeve is enclosed.

**MATERIAL** FOTOTEC®, THERMOTEC®



### SMARTSOCKET

The SmartSocket, which is not system-dependent, is suitable for the attachment of various external receivers with appropriate supports. Two standard sizes are available (the sockets for both options are identical): The S/M size imitates fitting in the ear with a universal S/M receiver size. The P size imitates fitting in the ear with a universal P receiver size.

**MATERIAL** FOTOTEC®



# MINI-TUBE EARMOULDS

## VISUALLY APPEALING.

EARMOULDS FOR ALL MINI-TUBE SYSTEMS IN VARIOUS DESIGNS AS CLICK-ON OR ATTACH VARIANTS.

### 32 CIC CLICK TUBE

The 32 CIC click tube mini-tube earmould is very small and discreet as it sits deep in the ear canal. Transparent click jacks are fitted (Fototec® only – press fit with THERMOTec® and Audiasoft), so the receiver is easy to install. The earmoulds are supplied with Removal line (for Fototec® and Audiasoft) as standard.

<b>MATERIAL</b>	FOTOTEC®, AUDIASOFT AS 70, THERMOTEC®
<b>COLOURS</b>	WIDE CHOICE OF COLOURS
<b>OPTIONS</b>	SURFACES, VENT, LASER ENGRAVING ETC.



### 32 CIC CLICK TUBE LITE

As 32 CIC Click Tube with gradual reduction of contact surfaces through large lateral openings in the canal. This minimises the sensation of a foreign body being present, and supports a natural climate in the ear canal.

<b>MATERIAL</b>	FOTOTEC®, THERMOTEC®
<b>COLOURS</b>	WIDE CHOICE OF COLOURS
<b>OPTIONS</b>	SURFACES, VENT, LASER ENGRAVING ETC.



### 36 ITC CLICK TUBE (WITH SUPPORT AS AN OPTION)

The 36 ITC click tube mini-tube earmould provides greater grip in the ear canal and can be extended with a support in the concha area as an option. Transparent click jacks are fitted (Fototec® only – press fit with THERMOTec® and Audiasoft), so the receiver is easy to install.

<b>MATERIAL</b>	FOTOTEC®, AUDIASOFT AS 70, THERMOTEC®
<b>COLOURS</b>	WIDE CHOICE OF COLOURS
<b>OPTIONS</b>	SUPPORT, SURFACES, VENT, LASER ENGRAVING ETC.



### 36 ITC CLICK TUBE LITE (WITH SUPPORT AS AN OPTION)

As 36 ITC Click Tube with gradual reduction of contact surfaces through large lateral openings in the canal. This minimises the sensation of a foreign body being present, and supports a natural climate in the ear canal.

<b>MATERIAL</b>	FOTOTEC®, AUDIASOFT AS 70, THERMOTEC®
<b>COLOURS</b>	WIDE CHOICE OF COLOURS
<b>OPTIONS</b>	SUPPORT, SURFACES, VENT, LASER ENGRAVING ETC.



### 64 CIC FIX TUBE

This special earmould is similar to the 32 CIC click tube and is used in narrow ear canals where the connectors for attaching the tubes cannot be fitted. Because of the lack of space, the mini tube must therefore be attached with adhesive. The earmoulds are supplied with Removal line (for Fototec® and Audiasoft) as standard.

<b>MATERIAL</b>	FOTOTEC®, AUDIASOFT AS 70, THERMOTEC®
<b>COLOURS</b>	WIDE CHOICE OF COLOURS
<b>OPTIONS</b>	SURFACES, VENT, LASER ENGRAVING ETC.



### 65 ITC FIX TUBE (WITH SUPPORT AS AN OPTION)

This special earmould is similar to the 36 ITC click tube and is used in narrow ear canals where the connectors for attaching the tubes cannot be fitted. Because of the lack of space, the mini tube must therefore be attached with adhesive.

<b>MATERIAL</b>	FOTOTEC®, AUDIASOFT AS 70, THERMOTEC®
<b>COLOURS</b>	WIDE CHOICE OF COLOURS
<b>OPTIONS</b>	SUPPORT, SURFACES, VENT, LASER ENGRAVING ETC.



**Note:** For optimum grip with the selected design, the same conditions for ear casts and canal shape apply as for external receiver earmoulds. When ordering, please state the manufacturer and the official name of the required mini-tube system.

# BASIC EARMOULDs AND SPECIAL SHAPES

## SPECIALISED EARMOULDs.

STANDARD EARMOULDs IN A SIMPLE DESIGN AND CUSTOM-MADE SPECIAL SHAPES.

### 01 COMPACT SHELL | 02 COMPACT CANAL-STYLE

The 01 Compact shell and the 02 Compact canal-style are suitable as basic earmoulds or replacement earmoulds for repair purposes.

**MATERIAL** FOTOTEC®, AUDIASOFT AS 25/40/70  
**COLOURS** WIDE CHOICE OF COLOURS  
**OPTIONS** NONE



### BLANK MADE WITH/WITHOUT CAST

We are happy to provide you with earmould blanks for your own processing and for training purposes. The blanks can be manufactured as typical ears or to individual ear casts.

**MATERIAL** FOTOTEC®, ACRYLIC  
**COLOURS** TRANSPARENT, TRANSPARENT PINK  
**OPTIONS** NONE



### 11 RETAINING EARMOULD T-MIC

This special open retaining earmould is used for positioning the external microphone with suitable CI systems.

**MATERIAL** FOTOTEC®, AUDIASOFT AS 70,  
THERMOTEC®  
**COLOURS** WIDE CHOICE OF COLOURS  
**OPTIONS** SURFACES, LASER ENGRAVING ETC.



### 37 OPEN TUBE

Given its function as a simple tube holder, this shape is contoured only around small areas of the tragus and outer ear. As it is fully open, it is an appropriate solution for CROS or CI systems. If a short canal is selected, it is secured to the bridge of the tragus by the projecting hearing tube (without pegs).

**MATERIAL** FOTOTEC®, AUDIASOFT AS 70,  
THERMOTEC®  
**COLOURS** WIDE CHOICE OF COLOURS  
**OPTIONS** SURFACES, HEARING TUBE,  
CANAL LENGTH, LASER  
ENGRAVING



### 90 SUPPORT EARMOULD (WITH SUPPORT AS AN OPTION)

Thin film walls, open in both directions, for use as permanent support for the ear canal tissue.

**MATERIAL** FOTOTEC®, AUDIASOFT AS 70,  
THERMOTEC®  
**COLOURS** WIDE CHOICE OF COLOURS  
**OPTIONS** REMOVAL LINE, SUPPORT,  
SURFACES, CANAL LENGTH,  
LASER ENGRAVING



# AUDIA FASHION AND JUNIORLINE

## JEWELLERY FOR THE EARS.

COMFORTABLE EARMOULDS WITH ELEGANT,  
EXTRAVAGANT, BOLD COLOURS AND DESIGNS FOR THE EAR.

### TATTOO DESIGN

<b>SHAPE</b>	COMFORT, RIC, MINI-TUBE EARMOULDS
<b>MATERIAL</b>	FOTOTEC®, ACRYLIC
<b>COLOURS</b>	WIDE CHOICE OF COLOURS
<b>DESIGN</b>	TATTOO DESIGN + FIGURE



Tattoo Design 1 (black flower)



Tattoo Design 3 (white flower)



Tattoo Design 4 (white butterfly)



Tattoo design 5 (skull and crossbones)



Tattoo Design 6 (blue flower)



Tattoo Design 7 (white heart)



## RHINESTONE DESIGN

<b>SHAPE</b>	COMFORT, RIC, MINI-TUBE EARMOULDS
<b>MATERIAL</b>	FOTOTEC®, ACRYLIC
<b>COLOURS</b>	WIDE CHOICE OF COLOURS
<b>DESIGN</b>	RHINESTONE INSERT - VARIOUS SIZES: SIZE 1 C. 2 MM, SIZE 2 C. 3 MM, SIZE 3 C. 4 MM, VARIOUS COLOURS



## GLITTER DESIGN

<b>HARD MATERIAL</b>	
<b>SHAPE</b>	COMFORT EARMOULD
<b>MATERIAL</b>	ACRYLIC
<b>COLOURS</b>	TRANSPARENT, TRANSPARENT PINK
<b>DESIGN</b>	GLITTER (SILVER, GOLD, RED, BLUE, MOTHER OF PEARL, MULTICOLOURED)



<b>SOFT MATERIAL</b>	
<b>SHAPE</b>	COMFORT EARMOULD
<b>MATERIAL</b>	AUDIASOFT AS 25/40/70
<b>COLOURS</b>	TRANSPARENT, TRANSPARENT PINK
<b>DESIGN</b>	GLITTER (SILVER, GOLD, RED, BLUE, MOTHER OF PEARL, MULTICOLOURED)




## JUNIORLINE

<b>SHAPE</b>	COMFORT EARMOULD
<b>MATERIAL</b>	FOTOTEC®, ACRYLIC, AUDIASOFT AS 25/40/70, THERMOTEC®
<b>COLOURS</b>	WIDE CHOICE OF COLOURS
<b>DESIGN</b>	APPLICATIONS J A- J I



The applications are inserted into the hearing tube and are replaceable.



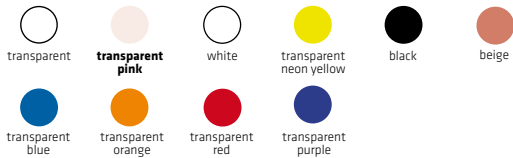
# MATERIALS AND COLOURS.

**SMALL MATERIALS AND COLOURS SCIENCE.**

THE BASIS FOR A WIDE RANGE OF DESIGN OPTIONS.

### FOC FOTOTEC®

Fototec® is a laser-cured plastic for the production of earmoulds on the basis of 3D printing. It offers many innovative benefits of digital production.



### TAC ACRYLIC COLD-CURE RESIN

Tried and trusted acrylic material (based on PMMA) is available at additional cost and is produced only in hand crafted custom form.



### TC THERMOTEC®

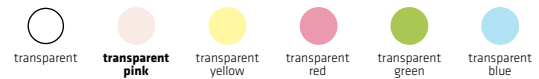
High-quality polyurethane-based material, relatively hard at room temperature, becomes viscoplastic at body temperature, particularly kind to tissue, good moisture transfer. Available in 70 shore hardness. We recommend warming the earmould when adjusting the earpiece.



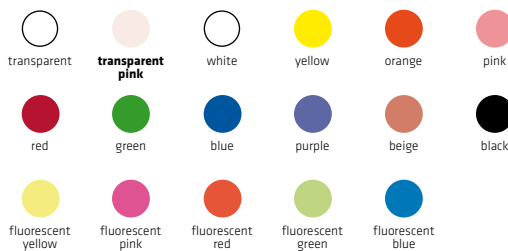
### AS AUDIASOFT

Elastic cold-vulcanised silicone in various shore hardnesses, maintains elasticity, very high tear-resistance and sealing effect, non-slip. Audiasoft earmoulds are lacquer-coated as standard.

#### AS 25 AUDIASOFT (ESPECIALLY SOFT 25 SHORE)



#### AS 40 AUDIASOFT (MEDIUM SOFT 40 SHORE)



#### AS 70 AUDIASOFT (VISCOPLASTIC 60 SHORE)



**Note:** If no colour is selected, we will assume that the order is for the colours shown in bold. Transparent and transparent pink are not subject to any pricing surcharge.



# **ORDERING OPTIONS.**

**FOR OPTIMAL ADJUSTMENT.**

CUSTOM-MADE VARIATIONS AND COMBINATIONS.



## SUPPORTS

### WITHOUT SUPPORT



### SHORT HOOK SUPPORT



### LONG HOOK SUPPORT



### CLAW SUPPORT



### SHELL SUPPORT



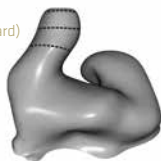
### RING SUPPORT



## CANAL LENGTH

Please select and mark according to the customer's requirements.

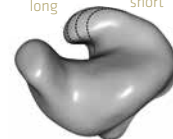
long  
medium (standard)  
short



## CYMBA LENGTH

Please select the shape that best represents the cymba according to the customer's requirements.

medium (standard)  
long short



## SURFACES

### POLISHED (STANDARD)

The earmould comes with a polished finish as standard.

**MATERIAL** FOTOTEC®, ACRYLIC

### POLISHED/MATT FINISH

The visible side of the earmould has a matt finish, while the side which has contact with the skin has a polished finish.

**MATERIAL** FOTOTEC®, ACRYLIC

### SOFT LACQUER

With hard material, the entire earpiece is coated with LPW; with soft material, it is coated with silicone lacquer.

**MATERIAL** FOTOTEC®, ACRYLIC, AUDIASOFT

### NANOPRO

The antibacterial coating uses the bactericidal and fungicidal action of "active silver" (AgPure) to prevent inflammation and promote the natural microclimatic balance in the ear.

**MATERIAL** AUDIASOFT

### MATT

The earmould has a matt finish.

**MATERIAL** FOTOTEC®, THERMOTEC®, ACRYLIC

### GLAZED

The earmould is coated with LPH lacquer.

**MATERIAL** FOTOTEC®, ACRYLIC

### GOLD-PLATED

Either partial gold plating (only the side in contact with the skin) or full gold plating (the whole earmould) is available (24 carat). Procedure: sample earmould with measurement.

**MATERIAL** FOTOTEC®

### NANOSCREEN™ LACQUER

The innovative coating for hard earmoulds creates an easy-to-clean, nanostructured surface which is extremely homogeneous and hard (transparent available).

**MATERIAL** FOTOTEC®, ACRYLIC

## VENT

### ROUND VENT

Classic cylindrical shape of vent with diameter of 0.8 mm to 5.0 mm (1.8 mm and 2.5 mm suitable for Variovent).

**MATERIAL** FOTOTEC®, ACRYLIC, AUDIASOFT, THERMOTEC®



### FULLY OPEN

Largest possible vent opening in relation to customer's anatomy (no gradation according to need).

**MATERIAL** FOTOTEC®, ACRYLIC, AUDIASOFT, THERMOTEC®



### HORN VENT

Round vent with diameter enlarging in relation to canal. The increased residual volume prevents feedback, reduces occlusion effects and provides natural sound characteristics.

Sizes: 1 mm > 3 mm, 1.5 mm > 4 mm,  
1.8 mm > 4 mm (suitable for Variovent),  
2.5 mm > 4 mm (suitable for Variovent)

**MATERIAL** FOTOTEC®, AUDIASOFT



### PROFIVENT®

Has the largest possible diameter with an outlet opening reduced to 0.8 mm.

The benefit: high feedback resistance, easiest remachining of the outlet opening to enlarge it, optimal ventilation and sound properties.

**MATERIAL** FOTOTEC®, AUDIASOFT



### POWER VENT

The Power vent is a very long vent with a diameter of 1.0–2.0 mm. The outer opening of the vent is in the tip of the cymba.

The benefit: high feedback resistance for power supply and lower occlusion effect due to pressure equalisation.

**MATERIAL** FOTOTEC®



### CLIMA-VENT

The Clima venting has an especially open design thanks to its four symmetrical holes, ensuring maximum ventilation (possible only in film design).

**MATERIAL** THERMOTEC®



### IROS

Generous cylindrical vent (2.0 mm to 4.0 mm diameter) including sharp gradation to first bend in the ear canal.

**MATERIAL** FOTOTEC®, ACRYLIC, AUDIASOFT, THERMOTEC®

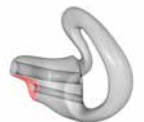


### OPTION: GRADATION/SKELETISATION

Vent options, such as gradation or skeletisation, are feasible for selected vents.

Gradation: step at end of canal

Skeletisation: Generous recess in the lower contact surface at the first bend in the ear canal, to reduce occlusion and autophonic effects.



## HEARING TUBE/ANGLE

### STANDARD/PP/CHILDREN'S/LOW-FREQUENCY HEARING TUBE

#### Standard hearing tube\*:

the most frequently used size, Ø 2.0 x 3.0 mm (also available as DryTube which improves moisture outflow).

**COLOURS** TRANSPARENT, BEIGE, RED-TRANSPARENT, BLUE-TRANSPARENT, BLACK

#### PP hearing tube:

with greater wall thickness, for adapting to strong hearing systems, Ø 2.0 x 4.0 mm; 2.0 x 3.4 mm

**COLOURS** TRANSPARENT

### LIBBYHORN (HORN TUBE)

The widening of the Libbyhorn causes an increase in high frequencies above 2 kHz.

Ø 3.0 mm; 4.0 mm  
(also available as DryTube)

**COLOURS** TRANSPARENT



#### Children's hearing tube:

significantly smaller than the standard hearing tube, Ø 1.5 x 2.5 mm

#### Low-frequency hearing tube:

for very narrow ear canals

\* Standard sound tubes are always fitted at no surcharge.

**Note: If for anatomical reasons the required hearing tube cannot be fitted, the earmould will be prepared for an appropriate angle fitting as standard. Hearing tube and angle are enclosed separately.**

### ANGLE

The sound tube angle is firmly set in the earmould and the sound tube inserted.

Ø 2.5 mm; 3.0 mm

**COLOURS** TRANSPARENT

**Note: If for anatomical reasons the required hearing tube cannot be fitted, the earmould will be prepared for an appropriate angle fitting as standard. Hearing tube and angle are enclosed separately.**



### ANCHOR TUBE/EXPANDING COUPLING

The anchor tube or the expanding coupling are used to attach tubes in soft or thermo-elastic materials without the use of adhesives. Benefit: The tube is easily replaceable.

Anchor tube: The anchor tube is clipped into a matching socket on the concha side.

Expanding coupling: Tubes fitted using an expanded coupling are pressed into the end of the peg in the sound canal.



### AUDIA QUICK CONNECT ADAPTER

The system consists of a socket glued into the earmould and a special connector with a tube. The connector can be rotated 360°. The benefits: high flexibility, tube easily replaceable, visually very appealing.

Ø 2.0 x 3.0 mm; 2.0 x 4.0 mm

**MATERIAL** FOTOTEC®, AUDIASOFT AS 40/70, THERMOTEC®



### LASER MARKING/PERSONALISED LABEL

On request, earmould labels can be customised using a laser, either in black or white. You can customise up to three lines, with the option of using your company logo\*, customer name, date, order number etc.\*\*



### SIDE INDICATOR

All earmoulds are marked with a red (right) or blue (left) dot on the side as standard.



\* To arrange a customised engraving, please contact our Customer Service Team, who will look into this for you. Set-up costs will be incurred.

\*\* If there is insufficient space on the earmould (due to narrow/small auditory canal anatomy or very small design), AUDIA reserves the right to reduce the desired engraving or not to implement it at all without consulting the customer. For small earpieces, engraving is reduced according to the following prioritisation: 1. order number, 2. name, 3. logo, 4. without engraving. This serves to reduce queries and the processing time.



# ORDERING MATRIX EARMOULDS.

Possible shape, material and surface combinations. When ordering, please use the form no. and abbreviations from the overview as well as the colours and accessories from the catalogue.

	Design	No.	Material																		
			FOC	TAC	AS25	AS40	AS70	TC7	AST	CK	NK	S	DT	PP	LH	W	Y	QC	MPX	CS	LB
Comfort	Ring	20	•	•		•	•	•		•	•	•	•	•	•	•	•			•	
	Shell	25	•	•	•	•	•	•		•	•	•	•	•	•	•	•			•	
	Claw	26	•	•			•	•		•	•	•	•	•	•	•	•			•	
	Hook	28	•	•			•	•		•	•	•	•	•	•	•	•			•	
	Canal style	29	•	•	•	•	•	•		•	•	•	•	•	•	•	•			•	
	Hollow earmould/Hollow earmould lite	31	•				•	•	•		•	•	•	•		•				•	
	HOKA®	39	•					•	•		•	•	•		•					•	
	RIC	CIC RIC/CIC RIC lite	32	•				•	•										•	•	•
		ITC RIC/ITC RIC lite	36	•				•	•										•	•	•
		RIC-IO shell	68	•							•									•	•
Mini Tube	CIC click tube/CIC click tube lite	32	•				•	•											•	•	
	ITC click tube/ITC click tube lite	36	•				•	•											•	•	
	CIC Fix Tube	64	•				•	•												•	
	ITC Fix Tube	65	•				•	•												•	
Basic	Compact shell/canal-style	01/02	•		•	•	•			•	•	•	•	•	•	•				•	
	Blank made with/without cast		•	•																	
Special	Retaining earmould T-mic holder	11	•				•	•		•										•	
	Open tube	37	•				•	•		•		•								•	
	Support earmould	90	•				•	•	•											•	
Surfaces	Polished	G	•	•																	
	Matt	A	•	•				•													
	Polished/matt	GA	•	•																	
	Glazed	VL	•	•																	
	Soft lacquer	SI	•	•	•	•	•														
	Gold plated	VG	•																		
	Nanopro	NANO			•	•	•														
NanoScreen™ Lacquer	SCREEN	•	•																		

**Note:** Order the earmould you require easily via EASYORDER. The various options are offered dynamically, depending on the feasible variants. [easyorder.audia-akustik.de](https://www.audia-akustik.de/easyorder)